

A graphic of a piano keyboard is positioned on the right side of the cover, partially overlapping a blue curved shape that frames the text. The keys are white and black, and the graphic is oriented vertically.

PIANO PRONTO

Transfer Guide

***accelerated
learning***

***all ages and
all stages***

Jennifer Eklund

Piano Pronto® Transfer Guide

Music and Materials by
Jennifer Eklund



PIANO PRONTO PUBLISHING

PianoPronto.com





How to use this book:

I often receive inquiries about how and where to transition students into the Piano Pronto series. This book is designed to help you make that decision! I advise teachers to transition into the book that is leveled slightly lower than the student's current level. This will allow for the student to acclimate to my writing style, get used to the format of the Piano Pronto series, catch up on any vocabulary that was introduced earlier than other books, and to hopefully zip through their first Piano Pronto book.

In this book you will find excerpts of pieces from the beginning, middle, and end of each of the books in the Piano Pronto series (Finale & Encore books have been excluded). When assessing the level of a student, have the student sightread through the preceding piece and then use the assessment guide on the opposite page to make decisions about which Piano Pronto book and supplemental materials will be the best fit.

Additionally, you will find charts that detail the method book series and available supplements, theory workbooks, and holiday songbooks for all levels.

If you have additional questions you can always email me at:

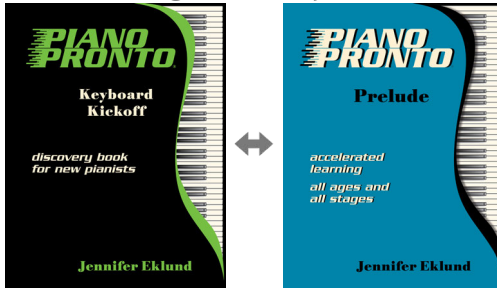
jennifer@pianopronto.com

Primer




- | | | | |
|---|---|---|--|
| <p>Roadtrip!™
Outdoor Adventure</p> <ul style="list-style-type: none"> • Student Book • Teacher Guide & Duets • Super Soundtrack | <p>Roadtrip!™
To The Lake</p> <ul style="list-style-type: none"> • Student Book • Teacher Guide & Duets • Super Soundtrack | <p>Roadtrip!™
To The Farm</p> <ul style="list-style-type: none"> • Student Book • Teacher Guide & Duets • Super Soundtrack | <p>Roadtrip!™
Country Carnival</p> <ul style="list-style-type: none"> • Student Book • Teacher Guide & Duets • Super Soundtrack |
|---|---|---|--|

Ages 6 & up




- | | |
|---|--|
| <p>Keyboard Kickoff</p> <ul style="list-style-type: none"> • Student Book • Power Pages™ • Teacher Duets • Super Soundtrack | <p>Prelude</p> <ul style="list-style-type: none"> • Student Book • Power Pages™ • Teacher Duets • Super Soundtrack |
|---|--|

Teens & Adults



- | | |
|--|--|
| <p>Fired Up! Level One</p> <ul style="list-style-type: none"> • Student Book • Teacher Duets • Super Soundtrack | <p>Fired Up! Level Two</p> <ul style="list-style-type: none"> • Student Book • Teacher Duets • Super Soundtrack |
|--|--|

Late-Beginner

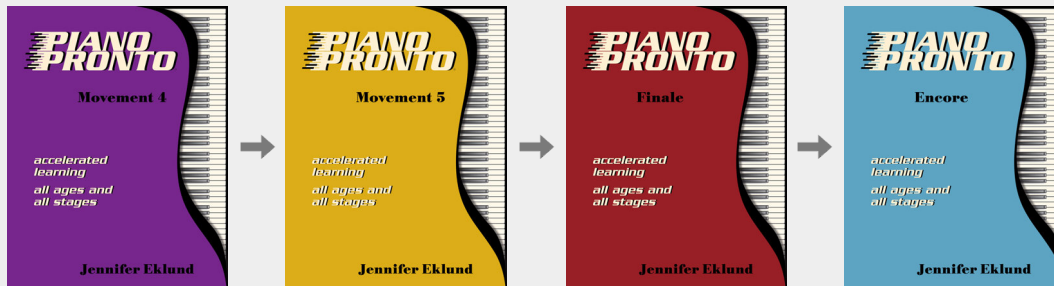


- | | | |
|---|---|---|
| <p>Movement 1</p> <ul style="list-style-type: none"> • Student Book • Power Pages™ • Teacher Duets • Super Soundtrack | <p>Movement 2</p> <ul style="list-style-type: none"> • Student Book • Power Pages™ • Teacher Duets • Super Soundtrack | <p>Movement 3</p> <ul style="list-style-type: none"> • Student Book • Power Pages™ • Teacher Duets • Super Soundtrack |
|---|---|---|



Piano Pronto® Method Book Guide

Intermediate (Track #1)



- Movement 4**
- Student Book (Studio License Available)
 - Recordings



- Movement 5**
- Student Book (Studio License Available)
 - Recordings




- Finale**
- Student Book (Studio License Available)
 - Recordings




- Encore**
- Student Book (Studio License Available)
 - Recordings

Intermediate (Track #2)



- Coda**
- Student Book (Studio License Available)

Supplemental



- Interlude**
- Student Book (Studio License Available)



Piano Pronto[®] Method Book Guide

Primer (Roadtrip![™] Series)

The Roadtrip series is a primer level method book series designed for students ages 4-8. This interactive series features four unique adventures and eighteen multi-key solos per book. Songs are easily taught by rote, note, or number. The suggested order of progression through Roadtrip is shown above and while students can remain in the Roadtrip series as long as necessary, they can transition into Keyboard Kickoff whenever they are ready. The accompanying teacher guidebook for each level contains teacher duets and comprehensive lesson plans. The Super Soundtrack offers vocal versions of the Roadtrip songs as well as play-along tracks that will maximize the full-time fun!

Beginners: Piano Pronto Series (Ages 6 & up)

Beginners, with little or no prior experience, can start with either Keyboard Kickoff or Prelude or teachers can use the two books in tandem to maximize reinforcement of early foundational skills. Keyboard Kickoff is intended for beginners ages 6-9, while Prelude is the starting point for older beginners and adults since the pacing is a bit quicker. Students must complete Prelude before moving forward in the series. While theory exercises are applied throughout the student books, the accompanying Power Pages supplement the series with additional written theory work, sightreading/technique exercises, composition prompts, and ear-training. The teacher duet books provide lush, contemporary accompaniments to all the pieces in the students book and the Super Soundtrack includes orchestrated backing tracks and duet play-alongs for extra fun during and outside lessons.

Beginners: Fired Up! (Teens & Adults)

Fired Up! is a method designed for older beginners, especially teens and adults, who are ready for a modern, accelerated approach to learning the piano. This series teaches on-staff, directional reading in multiple key centers from day one. Fired Up! consists of, original compositions, in a variety of style and genres, and introduction to basic theory, and a heavy focus on efficient practice strategies. Students will start making beautiful music today with a method that focuses on technique, artistry, interpretation, and pedaling right from the beginning. Teacher duet books are available for each level as well as Super Soundtracks that provide orchestrated play-along tracks and duet play-along tracks.



Piano Pronto[®] Method Book Guide

Late-Beginner

In Movements 1, 2, and 3 students continue to build foundational skills via the introduction of music from a variety of genres. Scales and key signatures are introduced in Movement 1 along with other essential theory and analysis concepts that are applied to the music through short written exercises. While theory exercises are applied throughout the student books, the accompanying Power Pages supplement the series with additional written theory work, sightreading/technique exercises, composition prompts, and ear-training. The teacher duet books provide lush, contemporary accompaniments to all the pieces in the students book and the Super Soundtrack includes orchestrated backing tracks and duet play-alongs for extra fun during and outside lessons

Intermediate (Track #1)

After completing Movement 3 students can continue on through the remaining four books in the series. Once completed, students have been introduced to all twelve key signatures. These books introduce some standard piano repertoire alongside finely-crafted arrangements of famous melodies from a variety of genres. High-quality recordings of the pieces are available for each book.

Intermediate (Track #2)

After completing Movement 3, students who are ready to transition away from traditional method materials can move on to the Coda collection. This book features 25 favorite selections from the final books in the Piano Pronto series and combines these arrangements with music history pages and musical interpretation guidelines instead of traditional method book exercises. Coda can also serve as a lovely supplement volume for any intermediate student.

Supplemental

Interlude features thirty familiar solos from Keyboard Kickoff, Prelude, and Pronto Pizazz Volume 1, transposed to the keys of G and F major, and adjusted to include more independent work between the hands. The pieces, which include teacher duets, can be used to challenge early beginners, as a lateral move for students who need reading reinforcement, or for transfer students who need a refresher of basic concepts before starting Movement 1.



Supplement Book Correlations

Click on any picture to see & hear all the music:



Rising Starz Vol. 1

Primer Solos with Teacher Duets
Use with: Roadtrip! & Keyboard Kickoff



Rising Starz Vol. 2

Primer Solos with Teacher Duets
Use with: Roadtrip! & Keyboard Kickoff



Rockstar Rally Vol. 1

Primer Solos with Teacher Duets
Use with: Roadtrip! & Keyboard Kickoff



Rockstar Rally Vol. 2

Primer Solos with Teacher Duets
Use with: Roadtrip! & Keyboard Kickoff



Pronto Pizazz Vol. 1

Easy Solos with Teacher Duets
Use with: Kickoff, Prelude, & Mvmt. 1



Pronto Pizazz Vol. 2

Easy Solos with Teacher Duets
Use with: Movement 1 & 2



Minor Marvels

Minor-key solos & duets
Use with: Movements 1 & 2




Stage Left Vol. 1

Digital only; Easy left-handed solos
Use with: Prelude & Movement 1



Stage Left Vol. 2

Easy left-handed solos w/teacher duets
Use with: Prelude & Movement 1



Level Up!

Multi-level easy solos
Use with: Kickoff, Prelude, Movement 1



Easy Spotlight Solos

Showcase solos for late beginners
Use with: Movements 1 & 2



Spotlight Solos Vol. 1

Showcase solos for late beginners
Use with: Movements 1 & 2



Supplement Book Correlations

Click on any picture to see & hear all the music:



Spotlight Solos PLUS

Solos for late beginners/early int.
Use with: Movements 2 & 3



Spotlight Solos Vol. 2

Solos for late beginners/early int.
Use with: Movements 2 & 3



Songs I Love to Play Vol. 1

Solos for late beginners/early int.
Use with: Movements 1, 2, 3



Songs I Love to Play Vol. 2

Solos for early intermediates
Use with: Movements 2, 3, 4



Sacred Spotlight

Elegant, easy hymn arrangements
Use with: Movement 3 & up



Beethoven:

Exploring His Life & Music


Use with: Movement 2 & up



Mozart:

Exploring His Life & Music

Use with: Movement 2 & up



Shades of You

Lyrical solos w/coloring pages
Use with: Movement 3 & 4



Sounds of the Spirit

Contemporary Sacred Solos
Use with: Movements 4 & up



New Horizons

Contemporary Lyrical Solos
Use with: Movements 4 & up



Dreamweaver

Contemporary Lyrical Solos
Use with: Movements 4 & up



Let There Be Music!

Digital only; All-occasion songbook
Use with: Movements 4 & up



Holiday Book Correlations

Click on any picture to see & hear all the music:



First Christmas Solos:

Primer Solos with Teacher Duets
Use with: Roadtrip! & Keyboard Kickoff



Holiday Classics

Multi-Level Easy Solos
Use with: Keyboard Kickoff & Prelude



Christmas for Two

Easy Solos with Teacher Duets
Use with: Keyboard Kickoff & Prelude



Easy Christmas Solos

Holiday Solos for Beginners
Use with: Prelude & Movement 1



Holiday Classics Vol. 2

Multi-Level Easy Solos
Use with: Prelude, Movements 1 & 2



Christmas Solos for Late Beginners

Use with: Movements 1 & 2



Christmas Together

Evenly-Leveled Easy Duets
Use with: Movements 1 & 2



Jazzy Jingles

Jazz-style holiday solos
Use with: Movements 2 & 3



Jazzy Jingles Vol. 2

Jazz-style holiday solos
Use with: Movements 3 & 4



Christmas Classics Vol. 1

Lyrical holiday solos
Use with: Movements 4 & up



Christmas Classics Vol. 2

Lyrical holiday solos
Use with: Movements 5 & up

Roadtrip! Series Overview

JENNIFER EKLUND & KRIS SKALETSKI


Roadtrip! is a *lateral series* for students ages 4 and up. The series is flexible and fun allowing lots of room for creativity both on and off the bench. All four books in the series feature eighteen multi-key, primer level songs, written on the staff, that can be taught by rote, note, or finger number. While you can start a total beginner with any book in the series the following is a breakdown of key concepts and suggested order of books when using the entire series. After the completion of any of these books the student is ready to move to Piano Pronto: Keyboard Kickoff. Alternatively, you can use any of the Roadtrip! books in tandem with Keyboard Kickoff to maximize the exposure to keyboard geography, basic note reading, and a variety of rhythms. Comprehensive lesson plans and teacher duets are available in each of the teacher guidebooks and the Roadtrip! soundtracks are a fun audio essential that augment the lesson experience and fuel at-home motivation.

Suggested order of books:



ROADTRIP: OUTDOOR ADVENTURE

- Focus on fingers 2-3-4; mostly stepwise motion
- Basic rhythms
- Midline crossovers
- No harmonic intervals
- Focus on left and right-hand discernment



ROADTRIP: TO THE LAKE

- Basic rhythms
- Heavier reliance on familiar folk tunes
- Black-key only songs included
- Some full five-finger position songs for right hand
- Stepping and skipping included



ROADTRIP: TO THE FARM

- More developed rhythms
- Eighth notes (including swing-style rhythm)
- Legato and staccato
- Harmonic intervals introduced
- Ties and slurs



ROADTRIP: COUNTRY CARNIVAL

- Most challenging book in the Roadtrip! series
- More developed rhythms (swing eighth notes; easy triplets)
- Limited harmonic intervals
- Legato and staccato
- Multiple elements included in each song

Digital Product License Types

All sheet music and songbooks are offered with two types of digital licenses. Every digital item has a custom stamp on each page of the PDF with the order number, name, and license type. **Single-user licenses** are intended for use by one student. **Unlimited reproductions (studio) licenses** have a higher one-time price and permit you to make unlimited copies for use within your studio. We also offer a convenient **studio license upgrade program** that you can read about here: <https://pianopronto.com/license-upgrade/>

Pop Music Catalog (F.M. Sheet Music)

Jennifer Eklund is a *Signature Artist* with MusicNotes.com and has a vast catalog of pop music titles for all levels. You can browse the available pop music selections and make requests at: <https://fmsheetmusic.com>

Helpful Links:

Teacher Resources: <https://pianopronto.com/teacher-resources/>

Tech Tutorials: <https://pianopronto.com/teacher-resources/getting-started/technology-tutorial/>

Chart & Guides: <https://pianopronto.com/teacher-resources/charts-guides/>

Scope & Sequence: <https://pianopronto.com/teacher-resources/charts-guides/scope-sequence-chart/>

General FAQs: <https://pianopronto.com/about/faq/>

Methodology FAQs: <https://pianopronto.com/about/methodology-faqs/>

Audio Products FAQs: <https://pianopronto.com/teacher-resources/getting-started/audio-tracks-faq/>

Webinars & Videos: <https://pianopronto.com/videos/>

Piano Pronto Radio (hear the latest releases): <https://pianopronto.com/radio/>

Teacher Locator (find a teacher or add your own listing!) <https://pianopronto.com/teacher-locator/>

NFMC Bulletin Songbooks: <https://pianopronto.com/songbooks/nfmc-bulletin-books/>

Common Questions

What book should I put my student in?

Get our FREE transfer guide here: <https://pianopronto.com/piano-pronto-transfer-guide/>

Can I look inside the books and hear the music?

Yes! We believe in full transparency so you can make informed purchases. On any product page, click the blue links below any product picture to look inside and hear audio.



PIANO PRONTO®: KEYBOARD KICKOFF
(★★★★ 74 REVIEWS)

Keyboard Kickoff is the first primer level book in the Piano Pronto method book series. 35 fun and motivating songs perfect for beginners of any age with no prior musical experience.

STUDENT BOOKS

	Piano Pronto®: Keyboard Kickoff (Hardcopy)	\$10.00	\$9.00
QTY: 1			
	Piano Pronto®: Keyboard Kickoff (Digital: Single User)	\$10.00	\$9.00
QTY: 0			
	Piano Pronto®: Keyboard Kickoff (Digital: Unlimited Reproductions)	\$109.99	\$179.99
QTY: 0			

POWER PAGES

	Keyboard Kickoff: Power Pages™ (Hardcopy)	\$10.00	\$9.00
QTY: 0			
	Keyboard Kickoff: Power Pages™ (Digital: Single User)	\$10.00	\$9.00
QTY: 0			
	Keyboard Kickoff: Power Pages™ (Digital: Unlimited Reproductions)	\$149.99	\$134.99
QTY: 0			

Read Reviews (★★★★) | SHARE | TWEET | PIN IT

[LISTEN TO SAMPLES](#)

[TAKE A LOOK INSIDE](#)

PIANO PRONTO METHOD BOOK GUIDE

PRINTED IN THE USA

Do you offer discounts for teachers?

We have a generous Customer Rewards Program that grants you everyday discounts ranging from 10-25% Read about it here: <https://pianopronto.com/reward-levels/>

Do you offer discounts for music schools?

Yes! For music school bulk orders please email or call us for terms.

How can I connect with other Piano Pronto teachers?

We have a friendly Facebook group just for Piano Pronto teachers where you can network and get fast answers to your questions. Join us here: <https://facebook.com/groups/pianoprontopublishing>

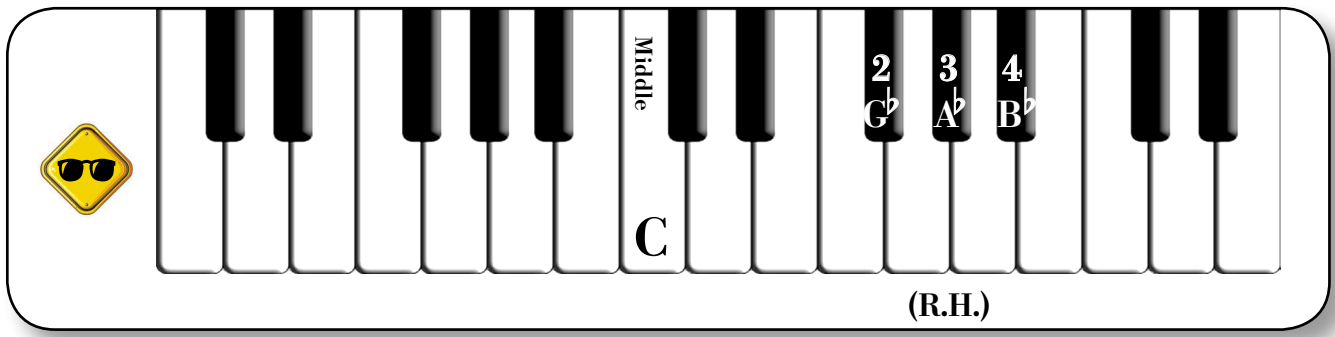
Can my local store carry Piano Pronto?

We work with retailers all over the U.S. and Canada. Have your local store email or call us for dealer terms.

How do I contact Piano Pronto?

Email: jennifer@pianopronto.com

Email: 714-200-3554



7. Diving in the Lake

(Melody: "Old MacDonald")

Traditional

Lyrics by Kris Skaletski

Happily

Play one octave higher

2 3 3 2 4 4 3 3 2

Full - time fun can now be - gin.

4 4 3 3 2

2 3 2 4 3 2

I am read - y to dive in.

4 4 3 3 2

2

To the lake, to the lake, to to to to the lake!

2 3 2 4 3 2

Through the air I jumped so far, div - ing in the lake!

The adventure continues...



Roadtrip!™ Series Assessment Piece

The previous piece was:

Too easy = proceed to the next piece

Just right = start in Roadtrip: Outdoor Adventure or Roadtrip: To the Lake. Consider using in tandem with Keyboard Kickoff

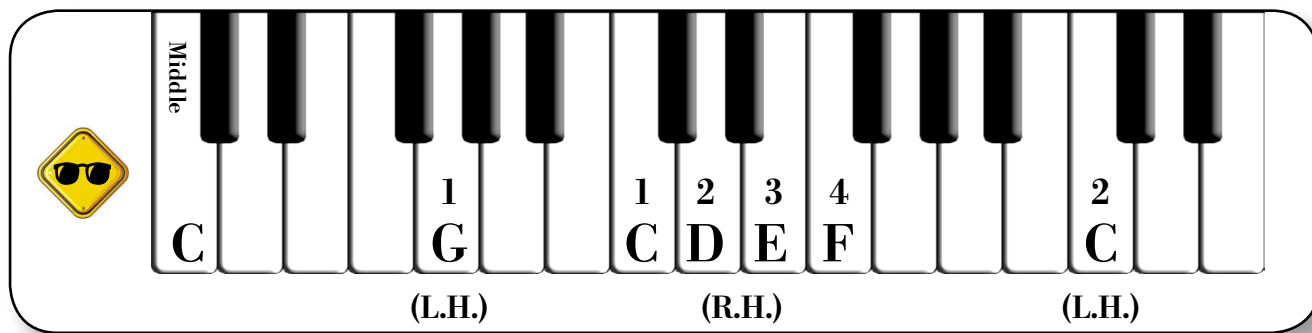
Too difficult = use Roadtrip: Outdoor Adventure

Highly recommended:

Roadtrip: Teacher Guidebook & Duets
Roadtrip Travel Log
Roadtrip Super Soundtracks

Using Roadtrip? Supplement with:

Pronto Pizazz: Rising Starz Volumes 1 & 2
First Christmas Solos



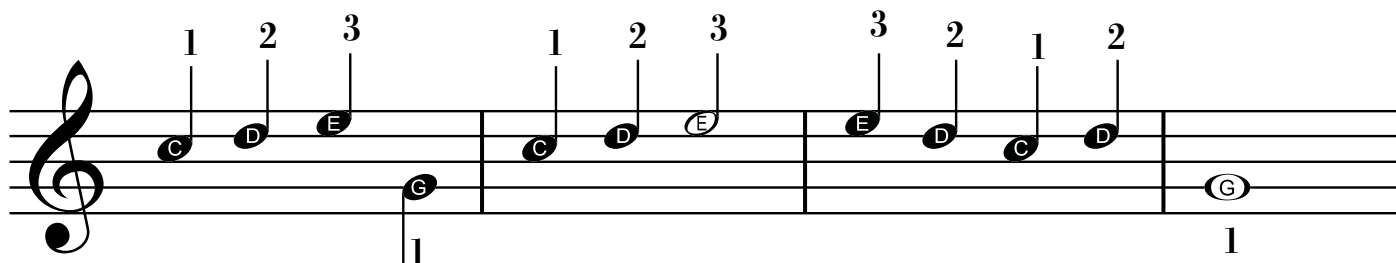
16. I See (C) Cars

Joyfully

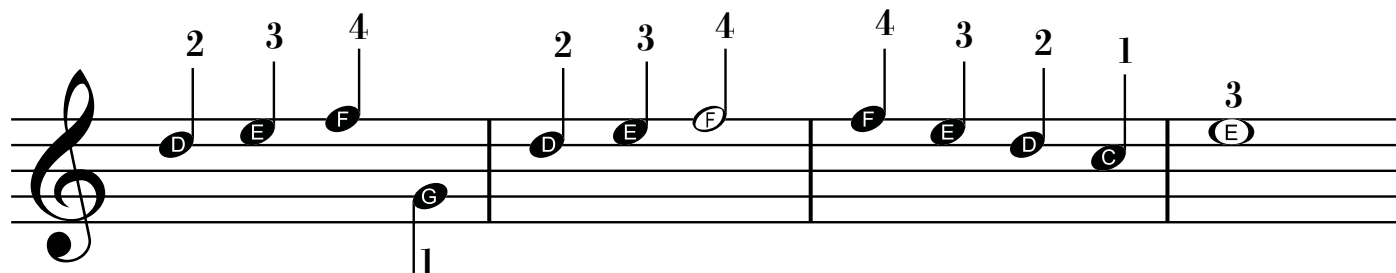
Play one octave higher

Jennifer Eklund

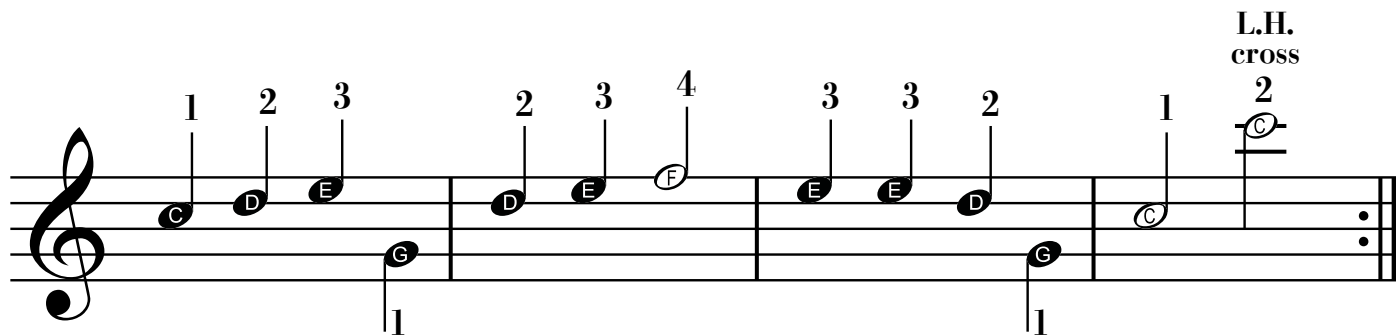
Lyrics by Kris Skaletski



I see cars. They pass me by. I like to wave "hi!"




Bus - es, trucks, and camp - ers too, out my win - dow view.



Red and blue and green and black, like we're on a race - track.

The adventure continues...



Roadtrip!™ Series Assessment Piece

The previous piece was:

Too easy = Proceed to next piece

Just right = Use any Roadtrip book & supplements. Introduce Keyboard Kickoff in tandem

Too difficult = use Roadtrip: Outdoor Adventure

Highly recommended:

Roadtrip: Teacher Guidebook & Duets
Roadtrip Travel Log
Roadtrip Super Soundtracks

Using Roadtrip? Supplement with:

Pronto Pizazz: Rising Starz Vols. 1 & 2
First Christmas Solos

What are Power Pages™?

**All-in-one theory workbooks
available for Keyboard Kickoff through Movement 3**

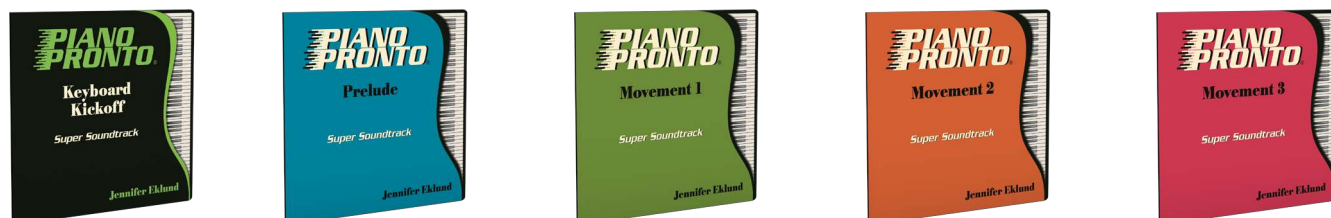
- *Power Pages* workbooks directly correlate to each method book
- Written theory extends beyond concepts introduced in the method
- Sightreading/technique/scale/arpeggio exercises
- Ear-training exercises
- Composition exercises
- Music analysis exercises
- Transposition exercises
- Introduction to lead-sheet playing (Movements 1, 2, and 3)



What are Super Soundtracks?

**Orchestrated play-along tracks & duet play-alongs
available for Keyboard Kickoff through Movement 3**

- Modern accompaniments increase motivation & rhythmic skills
- Available in MIDI format
- Available in Mp3 format (digital download)
- Hardcopy CDs (available Fall 2017)



Keyboard Kickoff or Prelude?

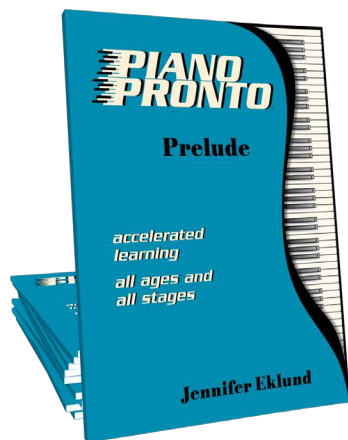
We offer two beginning level method books to help maximize the amount of repertoire and “situational experience” for beginners of all ages. Both *Keyboard Kickoff* and *Prelude* are suitable for total beginners, and are most effective when used in tandem.

Who should use Keyboard Kickoff?



- Beginners ages 5-9 with NO prior piano experience
- Transfer students who need review of basics and/or a slower pace
- Students who have completed *Keyboard Kickoff* should also use *Prelude*

Who should use Prelude?



- Beginners ages 9 and up (start adults here). Students who can handle an accelerated pacing
- Transfer students who have limited prior experience
- *Prelude* can be introduced when the student is about halfway through the *Keyboard Kickoff* book

Isn't there overlap? How do I transition?

Yes there is an overlap between the two books. The foreword notes in both books detail how to transition *Keyboard Kickoff* students into the *Prelude* book.

1. Review: Use the early pieces in *Prelude* as a review.
2. Creative transition: Use the early pieces in *Prelude* to work on transposition and harmonization.
3. In tandem: Start introducing the early *Prelude* songs once the student is halfway through the *Keyboard Kickoff* book.

Quick-Start Course for Beginners:

Piano Pronto Preview Pack

The Piano Pronto Preview Pack includes fifteen pieces in this course, with teacher duets, drawn from Piano Pronto: Keyboard Kickoff, Piano Pronto: Prelude, and Pronto Pizazz Volume 1. Written theory worksheets, drawn from both the method books and correlating Power Pages books are also included.

This book has many applications and is intended as a quick-start course for beginners of all ages. After completing this short course, teachers can place students in the appropriate level of books in the Piano Pronto method books or the Fired Up! series. The course is great for use in summer camps, group courses that have a limited time basis, or as an assessment tool for new transfer students.




Catch-Up Book for Transfers:

Piano Pronto Interlude


Interlude features thirty familiar solos from Keyboard Kickoff, Prelude, and Pronto Pizazz Volume 1, transposed to the keys of G and F major, and adjusted to include more independent work between the hands.

The pieces, which include teacher duets, can be used to challenge early beginners, as a lateral move for students who need reading reinforcement, or for transfer students who need a refresher of basic concepts before starting Movement 1.




Note Review

Circle all of the E's.



Circle all of the G's.



5. Largo

Slowly

Finger 3 on E

Antonín Dvořák
Arr. Jennifer Eklund

The first system of the musical score is in 4/4 time. The treble clef staff contains the melody: E4 (quarter), G4 (quarter), E4 (half), E4 (quarter), D4 (quarter), C4 (half), D4 (quarter), E4 (quarter), G4 (quarter), E4 (quarter), and D4 (half). The bass clef staff is empty. A finger number '3' with an arrow points to the first E4 note.

The second system of the musical score continues the melody from the first system. The treble clef staff contains: E4 (quarter), G4 (quarter), E4 (half), E4 (quarter), D4 (quarter), C4 (half), D4 (quarter), E4 (quarter), D4 (quarter), G4 (quarter), and E4 (half). The bass clef staff is empty. The system ends with a double bar line and repeat dots.

Keyboard Kickoff Assessment Piece

The previous piece was:

Too easy = proceed to the next piece

Just right = start in Keyboard Kickoff

Too difficult = use Roadtrip: Outdoor Adventure or Roadtrip:
To the Lake & Keyboard Kickoff in tandem

Highly recommended:

Keyboard Kickoff: Power Pages
Keyboard Kickoff: Teacher Duets
Keyboard Kickoff: Super Soundtrack

Using Keyboard Kickoff? Supplement with:

Pronto Pizazz: Rising Starz Vols. 1 & 2
Rockstar Rally Volumes 1 & 2
Pronto Pizazz: Volume 1
First Christmas Solos
Holiday Classics

13. The Spook

Sneakily!

Jennifer Eklund

The first system of musical notation is in 4/4 time. The treble clef staff contains the melody, and the bass clef staff is empty. The melody consists of four measures: 1. D4 quarter, F4 quarter, F4 quarter, F4 quarter. 2. E4 quarter, A4 quarter, G4 quarter, A4 quarter. 3. D4 quarter, F4 quarter, F4 quarter, F4 quarter. 4. E4 quarter, followed by a whole rest. Fingerings 1, 3, 2, and 5 are indicated above the first four notes.

The second system of musical notation continues the melody in the treble clef, with the bass clef staff empty. It consists of four measures: 1. D4 quarter, F4 quarter, F4 quarter, F4 quarter. 2. E4 quarter, A4 quarter, G4 quarter, A4 quarter. 3. D4 quarter, D4 quarter, D4 quarter, F4 quarter, E4 quarter. 4. D4 quarter, followed by a whole rest. A fingering of 1 is indicated above the first note.

The third system of musical notation continues the melody in the treble clef, with the bass clef staff empty. It consists of five measures: 1. D4 quarter, F4 quarter, F4 quarter, F4 quarter. 2. E4 quarter, A4 quarter, G4 quarter, A4 quarter. 3. D4 quarter, F4 quarter, F4 quarter, F4 quarter. 4. E4 quarter, followed by a whole rest. 5. D4 quarter, F4 quarter, F4 quarter, F4 quarter.

The fourth system of musical notation concludes the piece. The treble clef staff contains the melody, and the bass clef staff is empty. It consists of five measures: 1. E4 quarter, A4 quarter, G4 quarter, A4 quarter. 2. D4 quarter, D4 quarter, D4 quarter, F4 quarter, E4 quarter. 3. A whole rest. 4. D4 quarter, D4 quarter, D4 quarter, F4 quarter, E4 quarter. 5. A whole rest, followed by a repeat sign. Fingerings 1-2-3-4 and 1-2 are indicated below the notes in the second and fourth measures.

Keyboard Kickoff Assessment Piece

The previous piece was:

Too easy = proceed to the next piece

Just right = start in Keyboard Kickoff; Older students: use Fired Up! Level One

Too difficult = use Roadtrip: To the Farm or Country Carnival & Keyboard Kickoff in tandem

Highly recommended:

Keyboard Kickoff: Power Pages
Keyboard Kickoff: Teacher Duets
Keyboard Kickoff: Super Soundtrack

Using Keyboard Kickoff? Supplement with:

Pronto Pizazz: Rising Starz Vol. 2
Rockstar Rally Volumes 1 & 2
Pronto Pizazz: Volume 1
First Christmas Solos
Holiday Classics

27. Aunt Rhody

Moderately fast

Traditional
Arr. Jennifer Eklund

3

1 5

1 2

The first system of music is in 4/4 time. The treble clef staff contains a triplet of quarter notes: E4, D4, C4. The bass clef staff contains a G2 chord (G2, C2) in the first measure, followed by two measures of whole notes: G2 in the second measure and F2-G2 in the third measure. The final measure of the system contains a whole note C4 in the treble clef and two whole notes G2 in the bass clef.

The second system continues the melody. The treble clef staff has a quarter note E4, a quarter note D4, a quarter note C4, a quarter note D4, an eighth note E4, and an eighth note D4. The bass clef staff has a whole note G2 in the first measure, a whole rest in the second measure, and a whole note G2 in the third measure. The final measure of the system contains a whole note C4 in the treble clef and two whole notes G2 in the bass clef.

The third system continues the melody. The treble clef staff has a quarter note G4, a quarter note F4, a quarter note E4, a quarter note D4, a quarter note F4, and a quarter note E4. The bass clef staff has a whole note G2 in the first measure, a whole note G2 in the second measure, and a whole note G2 in the third measure. The final measure of the system contains a whole note C4 in the treble clef and two whole notes G2 in the bass clef.

The fourth system concludes the piece. The treble clef staff has a quarter note G4, a quarter note F4, a quarter note E4, an eighth note D4, an eighth note E4, a quarter note D4, and a whole note C4. The bass clef staff has a whole note G2 in the first measure, a whole rest in the second measure, and a whole note G2 in the third measure. The final measure of the system contains a whole note C4 in the treble clef and two whole notes G2 in the bass clef.

Keyboard Kickoff Assessment Piece

The previous piece was:

Too easy = proceed to the next piece

Just right = use Kickoff & Prelude in tandem OR start with Prelude only; older students: use Fired Up! Level One

Too difficult = use Roadtrip: To the Farm or Roadtrip: Country Carnival & Keyboard Kickoff in tandem

Highly recommended:

Keyboard Kickoff: Power Pages
Keyboard Kickoff: Teacher Duets
Keyboard Kickoff: Super Soundtrack

Using Keyboard Kickoff? Supplement with:

Pronto Pizazz: Rising Starz Vol. 2
Level Up!
Stage Left Vol. 1
Pronto Pizazz: Volume 1
Holiday Classics
Christmas for Two

18. Lightly Row

Moderately

Traditional
Arr. Jennifer Eklund

5 3 4 2

f Light - ly row, light - ly row, o'er the shin - ing waves we go!

1
5

5

p Smooth - ly glide, smooth - ly glide, on the chang - ing tide.

9

f Let the winds and wa - ter be, still and calm and clear to see.

13

p Drift and float, drift and float, in our lit - tle boat.

Prelude Assessment Piece

The previous piece was:

Too easy = proceed to the next piece

Just right = use Kickoff & Prelude in tandem OR start with Prelude only; older students: use Fired Up! Level One

Too difficult = use Kickoff & Prelude in tandem; older students: use Fired Up! Level One

Highly recommended:

Prelude: Power Pages
Prelude: Teacher Duets
Prelude: Super Soundtrack

Keyboard Kickoff/Prelude Supplements:

Pronto Pizazz: Volume 1
Level Up!
Stage Left Volumes 1 & 2
Holiday Classics
Christmas for Two

27. Morning Theme

Edvard Grieg
Arr. Jennifer Eklund

Moderately slow

5

p

1
5

4

5 2 5

1
5

7

1
5

10

Prelude

Assessment Piece

The previous piece was:

Too easy = proceed to the next piece

Just right = use Prelude and Pronto Pizazz: Volume 1;
Older students: use Fired Up! Level One

Too difficult = use Kickoff & Prelude in tandem;
older students: use Fired Up! Level One

Highly recommended:

Prelude: Power Pages
Prelude: Teacher Duets
Prelude: Super Soundtrack

Prelude Supplements:

Pronto Pizazz: Volume 1
Level Up!
Stage Left Volumes 1 & 2
Easy Spotlight Solos (first songs only)
Holiday Classics
Christmas for Two

5. Yankee Doodle

Happily

Traditional
Arr. Jennifer Eklund

1 2

mf Yan - kee Dood - le went to town, rid - ing on a po - ny,

1
3

Detailed description: This system contains the first four measures of the piece. The treble clef staff has a 4/4 time signature. The melody starts on a quarter rest, followed by quarter notes G4, A4, B4, and C5. The lyrics are 'Yan - kee Dood - le'. The bass clef staff has an 8-measure rest, then a whole note chord of G2 and C3, followed by a whole note chord of G2 and C3. The lyrics are 'went to town,'. The melody continues with quarter notes D5, E5, F5, and G5. The lyrics are 'rid - ing on a'. The bass clef staff has an 8-measure rest, then a whole note chord of G2 and C3, followed by a whole note chord of G2 and C3. The lyrics are 'po - ny,'. The system ends with a double bar line.

5 2 1

stuck a feath - er in his cap and called it mac - a - ro - ni!

1
2

Detailed description: This system contains measures 5 through 8. The treble clef staff continues the melody with quarter notes G4, A4, B4, and C5. The lyrics are 'stuck a feath - er'. The bass clef staff has an 8-measure rest, then a whole note chord of G2 and C3, followed by a whole note chord of G2 and C3. The lyrics are 'in his cap and'. The melody continues with quarter notes D5, E5, F5, and G5. The lyrics are 'called it mac - a -'. The bass clef staff has an 8-measure rest, then a whole note chord of G2 and C3, followed by a whole note chord of G2 and C3. The lyrics are 'ro - ni!'. The system ends with a double bar line.

9 1 2 1

Yan - kee Dood - le, keep it up, Yan - kee Dood - le dan - dy.

1 2 1 2

Detailed description: This system contains measures 9 through 12. The treble clef staff starts with a quarter note G4, followed by a quarter note A4, and a quarter note B4. The lyrics are 'Yan - kee Dood - le,'. The bass clef staff has an 8-measure rest, then a whole note chord of G2 and C3, followed by a whole note chord of G2 and C3. The lyrics are 'keep it up,'. The melody continues with a quarter note C5, followed by a quarter note B4, and a quarter note A4. The lyrics are 'Yan - kee Dood - le'. The bass clef staff has an 8-measure rest, then a whole note chord of G2 and C3, followed by a whole note chord of G2 and C3. The lyrics are 'dan - dy.'. The system ends with a double bar line.

13 3

Mind the mu - sic and the step and with the girls be han - dy!

Detailed description: This system contains measures 13 through 16. The treble clef staff starts with a quarter note G4, followed by a quarter note A4, and a quarter note B4. The lyrics are 'Mind the mu - sic'. The bass clef staff has an 8-measure rest, then a whole note chord of G2 and C3, followed by a whole note chord of G2 and C3. The lyrics are 'and the step and'. The melody continues with a quarter note C5, followed by a quarter note B4, and a quarter note A4. The lyrics are 'with the girls be'. The bass clef staff has an 8-measure rest, then a whole note chord of G2 and C3, followed by a whole note chord of G2 and C3. The lyrics are 'han - dy!'. The system ends with a double bar line.

Movement 1

Assessment Piece

The previous piece was:

Too easy = proceed to the next piece

Just right = use Movement 1 and Prelude level supplements;
older students: use Fired Up! Level Two

Too difficult = use Prelude and Prelude level supplements
(you can use the easier pieces in Prelude as harmonization exercises)
Older students: use Fired Up! Level Two

Highly recommended:

Movement 1: Power Pages
Movement 1: Teacher Duets
Movement 1: Super Soundtrack

Early Movement 1 Supplements:

Pronto Pizazz: Volume 2
Level Up!
Minor Marvels
Easy Spotlight Solos
Holiday Classics
Christmas for Two
Easy Christmas Solos

20. Spring Theme

Antonio Vivaldi
Arr. Jennifer Eklund

Allegro

Musical notation for measures 1-2. The piece is in 4/4 time with a key signature of one sharp (F#). Measure 1 starts with a treble clef, a key signature of one sharp, and a 4/4 time signature. The first note is a quarter note G4 with a finger number '1' above it. The dynamic marking *f* is placed below the first measure. The bass clef part begins with a whole rest in measure 1, followed by a half note chord of G2 and C3 in measure 2.

Musical notation for measures 3-4. Measure 3 continues the treble line with a half note chord of G4 and C5, followed by a quarter note G4. The bass line has a whole rest in measure 3 and a half note chord of G2 and C3 in measure 4. Measure 4 features a long slur over the treble line, starting with a half note chord of G4 and C5, followed by quarter notes G4, A4, B4, and C5. The bass line has a whole rest in measure 4 and a half note chord of G2 and C3 in measure 5. Measure 5 has a finger number '2' above the first note and a '1' below it.

Musical notation for measures 7-8. Measure 7 starts with a treble clef, a key signature of one sharp, and a 4/4 time signature. The dynamic marking *p* is placed below the first measure. The treble line has a half note chord of G4 and C5, followed by a quarter note G4. The bass line has a whole rest in measure 7 and a half note chord of G2 and C3 in measure 8. Measure 8 continues the treble line with a half note chord of G4 and C5, followed by quarter notes G4, A4, B4, and C5. The bass line has a whole rest in measure 8 and a half note chord of G2 and C3 in measure 9.

Musical notation for measures 10-11. Measure 10 starts with a treble clef, a key signature of one sharp, and a 4/4 time signature. The treble line has a half note chord of G4 and C5, followed by quarter notes G4, A4, B4, and C5. The bass line has a whole rest in measure 10 and a half note chord of G2 and C3 in measure 11. Measure 11 continues the treble line with a half note chord of G4 and C5, followed by quarter notes G4, A4, B4, and C5. The bass line has a whole rest in measure 11 and a half note chord of G2 and C3 in measure 12. The dynamic marking *f* is placed below the first measure of measure 11.

Movement 1

Assessment Piece

The previous piece was:

Too easy = proceed to the next piece

Just right = use Movement 1 and suggested supplements;
older students: use Fired Up! Level Two

Too difficult = Start with Movement 1 and Prelude level
supplements; older students: use Fired Up! Level Two

Highly recommended:

Movement 1: Power Pages
Movement 1: Teacher Duets
Movement 1: Super Soundtrack

Movement 1 Supplements:

Pronto Pizazz: Volume 2
Minor Marvels
Easy Spotlight Solos
Spotlight Solos Volume 1
Holiday Classics Volume 2
Christmas for Two
Easy Christmas Solos

25. Simple Gifts

Joseph Brackett
Arr. Jennifer Eklund

Andante

Musical notation for measures 1-4. The piece is in 4/4 time with a key signature of one flat (B-flat). The tempo is marked 'Andante' and the dynamics are 'mp'. The melody in the treble clef starts with a quarter rest, followed by a series of eighth notes: G4, A4, Bb4, C5, Bb4, A4, G4. This is followed by a series of quarter notes: F4, E4, D4, C4. The bass clef accompaniment consists of a steady eighth-note bass line: G3, F3, E3, D3, C3, B2, A2, G2. A slur with a fingering '1' covers the first two measures of the melody.

Musical notation for measures 5-8. The melody continues with eighth notes: G4, A4, Bb4, C5, Bb4, A4, G4. This is followed by quarter notes: F4, E4, D4, C4. The bass clef accompaniment continues with the eighth-note bass line. A slur with fingerings '1 2 1' covers the first two measures of the melody in this system.

Musical notation for measures 9-12. The melody continues with eighth notes: G4, A4, Bb4, C5, Bb4, A4, G4. This is followed by quarter notes: F4, E4, D4, C4. The bass clef accompaniment continues with the eighth-note bass line. A slur covers the entire melody line in this system.

Musical notation for measures 13-16. The melody continues with eighth notes: G4, A4, Bb4, C5, Bb4, A4, G4. This is followed by quarter notes: F4, E4, D4, C4. The bass clef accompaniment continues with the eighth-note bass line. A slur with fingerings '1 2 1' covers the first two measures of the melody in this system.

Movement 1

Assessment Piece

The previous piece was:

Too easy = proceed to the next piece

Just right = use Movement 1 and suggested supplements;
older students: use Fired Up! Level Two

Too difficult = Start with Movement 1 and supplement heavily;
older students: use Fired Up! Level Two

Highly recommended:

Movement 1: Power Pages
Movement 1: Teacher Duets
Movement 1: Super Soundtrack

Movement 1 Supplements:

Pronto Pizazz: Volume 2
Minor Marvels
Easy Spotlight Solos
Spotlight Solos Volume 1
Holiday Classics Volume 2
Christmas for Two
Easy Christmas Solos

5. The Stars & Stripes Forever

John Philip Sousa
Arr. Jennifer Eklund

Fast march

5

f Hur - rah for the flag of the free! May it

1
3

Detailed description: This system contains the first four measures of the piece. The music is in 4/4 time. The right hand (treble clef) starts with a quarter note G4, followed by quarter notes A4, B4, and C5. The left hand (bass clef) has a whole rest in the first measure, then a quarter note G2 in the second measure, and quarter notes G2 and A2 in the third and fourth measures. The lyrics are: "Hur - rah for the flag of the free! May it". A finger number '5' is written above the first measure. A dynamic marking '*f*' is placed below the first measure. A '1/3' is written below the first measure of the bass staff.

5

wave as our stan - dard for - ev - er, the

1
5

Detailed description: This system contains measures 5 through 8. The right hand continues with quarter notes D5, E5, and F5. The left hand has a quarter note G2 in the fifth measure, and quarter notes G2 and A2 in the sixth and seventh measures. The lyrics are: "wave as our stan - dard for - ev - er, the". A finger number '5' is written above the first measure. A '1/5' is written below the first measure of the bass staff.

9

gem of the land and the sea, the

1 2 1

Detailed description: This system contains measures 9 through 12. The right hand starts with a quarter note G4, followed by quarter notes A4, B4, and C5. The left hand has a quarter note G2 in the ninth measure, and quarter notes G2 and A2 in the tenth and eleventh measures. The lyrics are: "gem of the land and the sea, the". Finger numbers '1', '2', and '1' are written above the first three notes of the right hand. A '1/5' is written below the first measure of the bass staff.

13

ban - ner of the right. Let

2 4

1
2

Detailed description: This system contains measures 13 through 16. The right hand starts with a quarter note G4, followed by quarter notes A4, B4, and C5. The left hand has a quarter note G2 in the thirteenth measure, and quarter notes G2 and A2 in the fourteenth and fifteenth measures. The lyrics are: "ban - ner of the right. Let". Finger numbers '2' and '4' are written above the first two notes of the right hand. A '1/2' is written below the first measure of the bass staff.

Movement 2

Assessment Piece

The previous piece was:

Too easy = Use Movement 2 and supplement with Spotlight Solos Volume 1 & Spotlight Solos PLUS. Another option is to supplement with the above volumes, use Songs I Love to Play Volume 1 instead of a method book, and start Movement 3 when student is ready. This works well with older students.

Just right = start with Movement 2 and appropriate supplements; consider using some Movement 1 supplements.

A bit difficult = Work through Movement 2 slowly while supplementing with Easy Spotlight Solos & Spotlight Solos Volume 1.

Highly recommended:

Movement 2: Power Pages
Movement 2: Teacher Duets
Movement 2: Super Soundtracks

Movement 2 Supplements:

Songs I Love to Play Volume 1
Spotlight Solos Volume 1
Spotlight Solos PLUS
Minor Marvels
Christmas Solos for Late Beginners
Christmas Together (duets)

7. Country Gardens

Traditional

Arr. Jennifer Eklund

Moderato

Musical notation for measures 1-4. The piece is in 4/4 time. The right hand (treble clef) features a melodic line with a five-finger slur (5) over measures 1-2 and a triplet (3) over measures 3-4. The left hand (bass clef) provides a harmonic accompaniment with chords and a triplet (1 3) in the first measure. The dynamic marking is *f* (forte).

Musical notation for measures 5-8. The right hand continues the melodic line with a five-finger slur (5) over measures 5-6 and a triplet (3) over measures 7-8. The left hand continues the harmonic accompaniment. The dynamic marking is *p* (piano). The system concludes with a double bar line and the word "Fine".

Musical notation for measures 9-12. The right hand features a melodic line with a first finger slur (1) over measures 9-10 and a triplet (3) over measures 11-12. The left hand continues the harmonic accompaniment. The dynamic marking is *f* (forte).

Musical notation for measures 13-16. The right hand features a melodic line with a first finger slur (1) over measures 13-14 and a triplet (3) over measures 15-16. The left hand continues the harmonic accompaniment. The dynamic marking is *f* (forte). The system concludes with a double bar line and the instruction "D.C. al Fine".

Movement 2

Assessment Piece

The previous piece was:

Too easy = Use Movement 2 and supplement with Spotlight Solos Volume 1 & Spotlight Solos PLUS. Another option is to supplement with the above volumes, use Songs I Love to Play Volume 1 instead of a method book, and start Movement 3 when student is ready. This works well with older students.

Just right = start with Movement 2 and appropriate supplements

A bit difficult = Work through Movement 2 slowly while supplementing with some Movement 1 supplements.

Highly recommended:

Movement 2: Power Pages
Movement 2: Teacher Duets
Movement 2: Super Soundtracks

Movement 2 Supplements:

Songs I Love to Play Volume 1
Spotlight Solos Series
Minor Marvels
Christmas Solos for Late Beginners
Christmas Together (duets)
Jazzy Jingles Vol. 1

18. Minuet in G

J.S. Bach

Arr. Jennifer Eklund

Allegretto

Musical notation for measures 1-4. The piece is in G major (one sharp) and 3/4 time. The tempo is Allegretto. The first staff is the treble clef, and the second is the bass clef. The dynamic marking is *mf*. Fingerings are indicated: measure 1 (5), measure 2 (3), measure 3 (1), and measure 4 (1). The bass line consists of quarter notes: G2, G2, G2, G2.

3

Musical notation for measures 5-8. The treble clef staff continues with eighth-note patterns. Fingerings are indicated: measure 5 (4), measure 6 (5), measure 7 (2), and measure 8 (1). The bass line continues with quarter notes: G2, G2, G2, G2.

4

Musical notation for measures 9-12. The treble clef staff continues with eighth-note patterns. Fingerings are indicated: measure 9 (5), measure 10 (3), measure 11 (1), and measure 12 (1). The bass line continues with quarter notes: G2, G2, G2, G2.

Musical notation for measures 13-16. The treble clef staff continues with eighth-note patterns. The bass line changes in measure 13 to eighth notes: G2, G2, G2, G2. The piece concludes with a final chord in measure 16.

Movement 2

Assessment Piece

The previous piece was:

- Too easy = Supplement with Spotlight Solos PLUS and first songs from Spotlight Solos Volume 2. Start Movement 3 when ready.
- Just right = Supplement with Spotlight Solos PLUS and first songs from Spotlight Solos Volume 2. Start Movement 3 when ready. Optional: use Movement 2 from beginning as a review.
- A bit difficult = Use Movement 2 & appropriate supplements

Highly recommended:

Movement 2: Power Pages
Movement 2: Teacher Duets
Movement 2: Super Soundtracks

Movement 2 Supplements:

Songs I Love to Play Volume 1
Spotlight Solos Series
Minor Marvels
Sacred Spotlight
Christmas Solos for Late Beginners
Christmas Together (duets)

Page 2 of "Who Can Sail Without Wind? (Swedish Traditional Folk Tune) 76

17

Musical notation for measures 17-20. The piece is in G major (one sharp) and 3/4 time. The melody is in the treble clef, and the accompaniment is in the bass clef. The lyrics are: Jag kan se - gla fö - ru - tan vind.

mf Jag kan se - gla fö - ru - tan vind.

5 3 1

21

Musical notation for measures 21-24. The melody continues in the treble clef, and the accompaniment remains in the bass clef. The lyrics are: Jag kan ro u - tan å - - rar.

Jag kan ro u - tan å - - rar.

5 2 1 5 3 1

25

Musical notation for measures 25-28. The melody continues in the treble clef, and the accompaniment remains in the bass clef. The lyrics are: Men ej skil - jas från vän - nen min

Men ej skil - jas från vän - nen min

5 2 1 5 3 1

29

Musical notation for measures 29-32. The melody continues in the treble clef, and the accompaniment remains in the bass clef. The lyrics are: u - tan att fäl - la tå - rar.

u - tan att fäl - la tå - rar.

5

Movement 2

Assessment Piece

The previous piece was:

- Too easy = Supplement with Spotlight Solos PLUS and first songs from Spotlight Solos Volume 2. Start Movement 3 when ready.
- Just right = Supplement with Spotlight Solos PLUS and Spotlight Solos Volume 2. Start Movement 3 when ready. Optional: use Movement 2 from beginning as a review.
- A bit difficult = Use Movement 2 & appropriate supplements

Highly recommended:

Movement 2: Power Pages
Movement 2: Teacher Duets
Movement 2: Super Soundtracks

Movement 2 Supplements:

Minor Marvels
Spotlight Solos Series
Sacred Spotlight
Christmas Together (duets)
Christmas Solos for Late Beginners
Jazzy Jingles Vol. 1

10. The Entertainer

Scott Joplin
Arr. Jennifer Eklund

Allegretto

The first system of musical notation for 'The Entertainer' consists of two measures. The top staff is in treble clef with a 4/4 time signature. The first measure is marked with a dashed line above it labeled '8va' and a '4' below it, indicating an octave transposition and a four-measure rest. The second measure is marked 'loco' and also has a '4' below it. The bottom staff is in bass clef with a 4/4 time signature and contains whole rests for both measures. The dynamic marking 'mf' is placed below the first measure.

The second system of musical notation consists of two measures. The top staff is in treble clef with a 4/4 time signature. The first measure contains a triplet of eighth notes with a '3' above it and a '4' below it. The second measure contains a triplet of eighth notes with a '2 1 2' above it. The bottom staff is in bass clef with a 4/4 time signature. The first measure contains whole rests. The second measure contains a half note with a '5' above it and a '1' below it, and a quarter note with a '1 2' above it. The dynamic marking 'mf' is placed below the first measure.

The third system of musical notation consists of two measures. The top staff is in treble clef with a 4/4 time signature. The first measure contains a quarter note with a '1' above it and a '5' below it, and a quarter note with a '5' above it. The second measure contains a quarter note with a '1' above it and a '2' below it, and a quarter note with a '3' above it. The bottom staff is in bass clef with a 4/4 time signature. The first measure contains a half note with a '1' above it and a '5' below it, and a half note with a '1' above it and a '5' below it. The second measure contains a half note with a '1' above it and a '5' below it, and a half note with a '1' above it and a '5' below it. The dynamic marking 'mf' is placed below the first measure.

The fourth system of musical notation consists of two measures. The top staff is in treble clef with a 4/4 time signature. The first measure contains a quarter note with a '4' above it and a '2' below it, and a quarter note with a '2' above it. The second measure contains a quarter note with a '1' above it and a '2' below it, and a quarter note with a '1' above it. The bottom staff is in bass clef with a 4/4 time signature. The first measure contains a half note with a '1' above it and a '5' below it, and a half note with a '1' above it and a '5' below it. The second measure contains a half note with a '1' above it and a '5' below it, and a half note with a '1' above it and a '5' below it. The dynamic marking 'mf' is placed below the first measure.

Movement 3

Assessment Piece

The previous piece was:

- Too easy = Use Movement 3 as a review book and supplement with Spotlight Solos PLUS and/or Spotlight Solos Volume 2
- Just right = Use Movement 3; supplement appropriately and according to tastes of student
- A bit difficult = Use Movement 3 slowly and supplement with Movement 2 and Movement 3 suggested supplements.

Highly recommended:

Movement 3: Power Pages
Movement 3: Teacher Duets
Movement 3: Super Soundtracks

Movement 3 Supplements:

Spotlight Solos Series
Sacred Spotlight
Shades of You
Dog Days Songbook
Songs I Love to Play Volume 2
Beethoven: Exploring His Life & Music
Mozart: Exploring His Life & Music
Jazzy Jingles Volumes 1 & 2

17. Hungarian Rhapsody No. 2

Franz Liszt

Arr. Jennifer Eklund

Presto

Musical notation for measures 1-4 of the first system. The piece is in 4/4 time and D major. The first staff (treble clef) contains the melody with fingerings 3, 2, 2, and accents. The second staff (bass clef) contains a bass line with fingerings 1, 5 and 1, 3. The dynamic marking *mf* is present.

Musical notation for measures 5-8 of the second system. The first staff (treble clef) contains the melody with fingerings 5, 4, 2, 5, 1, 3 and accents. The second staff (bass clef) contains a bass line with fingerings 1, 3.

Musical notation for measures 9-12 of the third system. The first staff (treble clef) contains the melody with accents. The second staff (bass clef) contains a bass line with fingerings 1, 3.

Musical notation for measures 13-16 of the fourth system. The first staff (treble clef) contains the melody with accents. The second staff (bass clef) contains a bass line with fingerings 1, 3.

Movement 3

Assessment Piece

The previous piece was:

- Too easy = Use Movement 3 supplements and start Movement 4 when ready. Optional: use Songs I Love to Play Volume 2 instead of a method book. This works well with older students.
- Just right = Use Movement 3; supplement appropriately and according to tastes of student
- A bit difficult = Use Movement 3 slowly and supplement with Movement 2 and Movement 3 suggested supplements.

Highly recommended:

Movement 3: Power Pages
Movement 3: Teacher Duets
Movement 3: Super Soundtracks

Movement 3 Supplements:

Spotlight Solos Series
Sacred Spotlight
Shades of You
Dog Days Songbook
Songs I Love to Play Volume 2
Beethoven: Exploring His Life & Music
Mozart: Exploring His Life & Music
Jazzy Jingles Volumes 1 & 2

22. Symphony No. 40 Theme

W.A. Mozart

Arr. Jennifer Eklund

Allegro

Musical notation for measures 1-3. The piece is in 4/4 time with a key signature of two flats (B-flat and E-flat). The melody in the treble clef starts with a quarter note G4, followed by quarter notes A4, B-flat4, and C5, then a half note D5. The bass clef accompaniment consists of a whole note chord G2-B-flat2-E-flat3 in each measure. Fingerings are indicated: 2 for the first measure, 4 for the second, and 3 for the third.

1
2

Musical notation for measures 4-5. The melody continues with quarter notes D5, E5, F5, and G5, then a half note A5. The bass clef accompaniment changes to a whole note chord G2-B-flat2-E-flat3 in measure 4, and a whole note chord G2-B-flat2-E-flat3 in measure 5. Fingerings are indicated: 4 for the first measure and 5 for the second.

1
5

1
5

Musical notation for measures 7-10. The melody starts with a quarter note G4, followed by quarter notes A4, B-flat4, and C5, then a half note D5. The bass clef accompaniment consists of a whole note chord G2-B-flat2-E-flat3 in each measure. Fingerings are indicated: 3 for the first measure, 3 for the second, 4 for the third, 2 for the fourth, 1 for the fifth, and 4 for the sixth.

1
5

1
5

Musical notation for measures 11-14. The melody starts with a quarter note G4, followed by quarter notes A4, B-flat4, and C5, then a half note D5. The bass clef accompaniment consists of a whole note chord G2-B-flat2-E-flat3 in each measure. Fingerings are indicated: 3 for the first measure, 3 for the second, 4 for the third, 1 for the fourth, 4 for the fifth, 1 for the sixth, 2 for the seventh, and 1 for the eighth.

1
5

5

1 2 1

Movement 3

Assessment Piece

The previous piece was:

- Too easy = Start Movement 4 slowly and use Movement 3 suggested supplement books.
- Just right = Use Movement 3; supplement appropriately OR use Songs I Love to Play Volume 2 instead of a method book. This works well with older students.
- A bit difficult = Use Movement 3 and supplement according to the tastes of the student.

Highly recommended:

Movement 3: Power Pages
Movement 3: Teacher Duets
Movement 3: Super Soundtracks

Movement 3 Supplements:

Spotlight Solos Series
Sacred Spotlight
Shades of You
Dog Days Songbook
Songs I Love to Play Volume 2
Beethoven: Exploring His Life & Music
Mozart: Exploring His Life & Music
Jazzy Jingles Volumes 1 & 2

6. Flying Solo

Jennifer Eklund

Presto

Musical notation for measures 1-4. The piece is in 4/4 time. The first system consists of two staves. The right staff (treble clef) contains the melody with fingerings 1 3, 1 2 5, 1 3 5, and 1. The left staff (bass clef) contains the bass line with a piano (*p*) dynamic and fingerings 5, 5 3 1, 5 2 1, and 5. The first measure has a whole rest in the right hand and a quarter note G2 in the left hand.

Musical notation for measures 3-5. The first system consists of two staves. The right staff (treble clef) contains the melody with fingerings 3, 4, and a first ending (1.) with a second ending (2.). The left staff (bass clef) contains the bass line with a forte (*f*) dynamic and fingerings 1 2, 1 3, and 1 2. The first ending in the right hand leads to the second ending, which concludes with a whole note chord in the right hand and a whole note chord in the left hand.

Musical notation for measures 6-7. The first system consists of two staves. The right staff (treble clef) contains the melody with a forte (*f*) dynamic and fingerings 5, 5 3 1, 5 2 1, and 5. The left staff (bass clef) contains the bass line with fingerings 1, 1 2 5, 1 3 5, and 1. The first measure has a whole rest in the right hand and a quarter note G2 in the left hand.

Musical notation for measures 8-9. The first system consists of two staves. The right staff (treble clef) contains the melody with a piano (*p*) dynamic and fingerings 4, and a first ending (1.) with a second ending (2.). The left staff (bass clef) contains the bass line with fingerings 1 2, 1 3, and 1 2. The first ending in the right hand leads to the second ending, which concludes with a whole note chord in the right hand and a whole note chord in the left hand.

Movement 4

Assessment Piece

The previous piece was:

- Too easy = Use Movement 4 slowly as a review book and supplement appropriately. Optional: use Songs I Love to Play Volume 2 instead of a method book.
- Just right = Use Movement 4; supplement appropriately
- A bit difficult = Use Movement 4 slowly and supplement with a mixture of Movement 3 and 4 suggested supplements

Movement 4 Supplements:

Spotlight Solos Volume 2
Dog Days Songbook
Songs I Love to Play Volume 2
Shades of You
Sacred Spotlight
Sounds of the Spirit
New Horizons (first songs only)
Jazzy Jingles Volumes 1 & 2
Christmas Classics Volume 1

12. Arietta

Edvard Grieg

Arr. Jennifer Eklund

Andante

First system of the musical score. The piece is in 4/4 time with a key signature of two flats (B-flat and E-flat). The tempo is marked 'Andante' and the dynamics are '*p dolce*'. The right hand features a melodic line with a long slur over measures 1-3, starting on a half note G4 and moving through A4, B4, and C5. The left hand provides a steady accompaniment of quarter notes: G3, A3, B3, C4 in the first measure, and B3, A3, G3, F3 in the second and third measures. Fingerings are indicated as 5-1 in the right hand and 5-1 in the left hand.

Second system of the musical score. The right hand continues the melodic line with a slur over measures 4-6, starting on a half note D5 and moving through E5, F5, and G5. The left hand accompaniment continues with quarter notes: E3, D3, C3, B2 in the fourth measure, and A2, G2, F2, E2 in the fifth and sixth measures.

Third system of the musical score. The right hand has a slur over measures 7-9, starting on a half note A5 and moving through B5, C6, and D6. The left hand accompaniment continues with quarter notes: D2, C2, B1, A1 in the seventh measure, and G1, F1, E1, D1 in the eighth and ninth measures. A fermata is placed over the final chord in the right hand.

Fourth system of the musical score. The right hand has a slur over measures 10-12, starting on a half note E6 and moving through F6, G6, and A6. The left hand accompaniment continues with quarter notes: G1, F1, E1, D1 in the tenth measure, and C1, B0, A0, G0 in the eleventh and twelfth measures. A fermata is placed over the final chord in the right hand. Fingerings are indicated as 4-1, 5-1, 1-5, 3-1, 1-2 in the right hand and 1-3, 1-5, 1-5 in the left hand.

Movement 4

Assessment Piece

The previous piece was:

Too easy = Use suggested supplements; start Movement 5 when ready.

Just right = Use Movement 4; supplement appropriately

A bit difficult = Use Movement 4 slowly and supplement heavily

Movement 4 Supplements:

Spotlight Solos Volume 2
Dog Days Songbook
Songs I Love to Play Volume 2
Shades of You
Sacred Spotlight
Sounds of the Spirit
New Horizons (first songs only)
Jazzy Jingles Volumes 1 & 2
Christmas Classics Volume 1

19. Hungarian Dance No. 5

Johannes Brahms
Arr. Jennifer Eklund

Energico

1 *mp*

3

1 2

5

1 3

9 *mf*

1 2 3 5

13 *cresc. poco a poco*

3 3 2

5

Movement 4

Assessment Piece

The previous piece was:

Too easy = Use suggested supplements only; start Movement 5 when ready.

Just right = Use Movement 4 with appropriate supplements.

A bit difficult = Use Movement 4 slowly and supplement heavily

Movement 4 Supplements:

Spotlight Solos Volume 2

Dog Days Songbook

Songs I Love to Play Volume 2

Shades of You

Sacred Spotlight

Sounds of the Spirit

New Horizons (first songs only)

Jazzy Jingles Volumes 1 & 2

Christmas Classics Volume 1

4. Waltz

Johannes Brahms
Arr. Jennifer Eklund

Andante semplice

Musical notation for measures 1-4. The piece is in 3/4 time and B-flat major. The right hand features a melodic line with a triplet of eighth notes in measure 1, followed by a half note, a quarter note, and another triplet of eighth notes in measure 2. The left hand provides a simple accompaniment of quarter notes. A piano (*p*) dynamic marking is present in measure 1.

Musical notation for measures 5-8. Measures 5-7 are the first ending, and measure 8 is the second ending. The right hand continues with a melodic line, including a triplet of eighth notes in measure 6. The left hand accompaniment changes in measure 6. A first ending bracket covers measures 6-7, and a second ending bracket covers measure 8. A *sempre cresc.* marking is placed in measure 8.

Musical notation for measures 9-13. The right hand features a melodic line with various fingerings (1, 3, 2, 5, 1, 2) and slurs. The left hand accompaniment includes a triplet of eighth notes in measure 10 and a triplet of eighth notes in measure 11. The piece concludes with a final chord in measure 13.

Musical notation for measures 14-17. The right hand continues with a melodic line, including a triplet of eighth notes in measure 15. The left hand accompaniment features a crescendo hairpin in measure 14, followed by a piano (*p*) dynamic marking in measure 15. The piece ends with a final chord in measure 17.

Movement 5

Assessment Piece

The previous piece was:

Too easy = Use Movement 5 as a review book or supplement until student is ready to start Finale book.

Just right = Use Movement 5 with appropriate supplements.

A bit difficult = Use Movement 5 slowly and supplement heavily including Movement 4 suggested supplements

Movement 5 Supplements:

Shades of You
Sacred Spotlight
Sounds of the Spirit
Dreamweaver
New Horizons
Impressions Suite
Jazzy Jingles Volume 2
Christmas Classics Volume 1
Christmas Classics Volume 2

12. O Mio Babbino Caro

Giacomo Puccini
Arr. Jennifer Eklund

Slowly

Measures 1-3 of the piano arrangement. The music is in 6/8 time with a key signature of three sharps (F#, C#, G#). The tempo is marked 'Slowly'. The first measure starts with a piano (*p*) dynamic. Fingerings are indicated by numbers 1-5 above or below notes. The bass line features a descending sequence of notes with fingerings 5, 2, 1.

Measures 4-6. Measure 4 begins with a slur over two notes in the treble clef, with a fingering of 2. The bass line continues with notes and fingerings 5, 2, 1, 2. Measures 5 and 6 show more complex fingering patterns, including a 5-1-3 sequence in the treble and 2-5, 1-2, 1-5 in the bass.

Measures 7-9. Measure 7 has a fingering of 7. Measure 8 features a slur over two notes in the treble with a fingering of 4, and a bass line with notes and fingerings 5, 3, 2, 1. Measure 9 continues with treble notes and fingerings 1, 3, 5, 4, 3, and a bass line with notes and fingerings 5, 2, 1.

Measures 10-12. Measure 10 starts with a treble note and fingering 2, and a bass line with notes and fingerings 2, 1. Measure 11 has treble notes and fingerings 3, 1, 5, and a bass line with notes and fingerings 3, 2, 1. Measure 12 concludes with a slur over two notes in the treble and a bass line with notes and fingerings 2, 1.

Movement 5

Assessment Piece

The previous piece was:

- Too easy = Use Movement 5 as a review book or supplement until student is ready to start Finale book.
- Just right = Use Movement 5 with appropriate supplements.
- A bit difficult = Use Movement 5 slowly and supplement heavily including Movement 4 suggested supplements

Movement 5 Supplements:

Shades of You
Sacred Spotlight
Sounds of the Spirit
Dreamweaver
New Horizons
Impressions Suite
Jazzy Jingles Volume 2
Christmas Classics Volume 1
Christmas Classics Volume 2

16. The Barber of Seville

Overture Theme

Gioacchino Rossini

Arr. Jennifer Eklund

Animato

f

5 1/3

4

2 2

7

3 3 3

5 1/5

10

2 1/5

Movement 5

Assessment Piece

The previous piece was:

- Too easy = Use Movement 5 as a review book or supplement until student is ready to start Finale book.

- Just right = Use Movement 5 with appropriate supplements.

- A bit difficult = Use Movement 5 slowly and supplement heavily including Movement 4 suggested supplements

Movement 5 Supplements:

Shades of You
Sacred Spotlight
Sounds of the Spirit
Dreamweaver
New Horizons
Impressions Suite
Jazzy Jingles Volume 2
Christmas Classics Volume 1
Christmas Classics Volume 2